

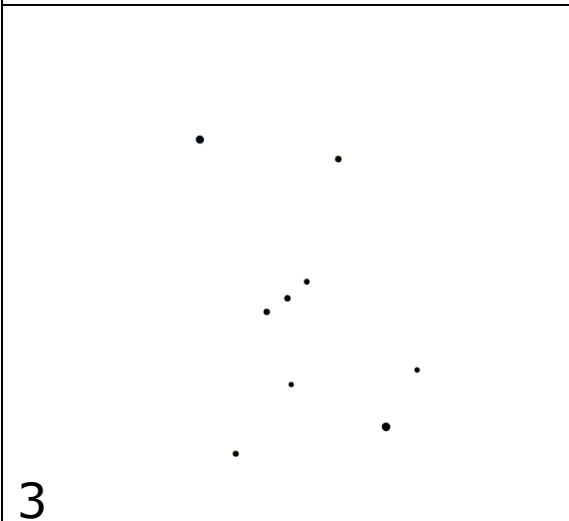
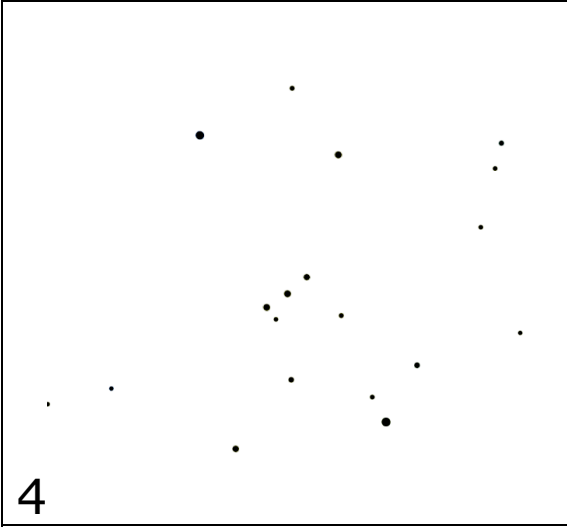
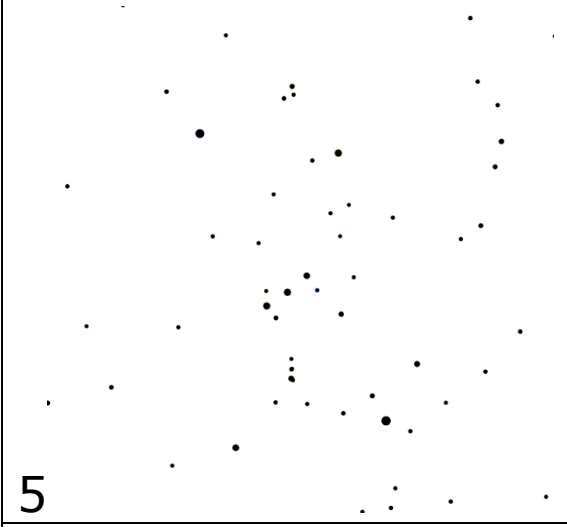



Orion in the Peak

Sky Quality Charts

 <p>A sky chart showing two stars. One star is in the upper left, and the other is in the lower right. The number '1' is in the bottom left corner.</p>	<p>Typical location: City centre</p> <p>There are only two stars visible in this area of sky.</p> <p>If your sky resembles this chart, or worse, then it is either overcast or your location suffers from very significant light pollution.</p>
 <p>A sky chart showing five stars. Two are in the upper left, two are in the middle, and one is in the lower right. The number '2' is in the bottom left corner.</p>	<p>Typical location: City suburbs</p> <p>There are about five stars visible in this area of sky.</p> <p>If your sky resembles this chart then there is either heavy cloud cover or your location suffers from significant light pollution.</p>
 <p>A sky chart showing nine stars. Two are in the upper left, two are in the middle, and five are in the lower right. The number '3' is in the bottom left corner.</p>	<p>Typical location: Small town</p> <p>There are about nine stars visible in this area of sky.</p> <p>If your sky resembles this chart then there might be some high-level cloud or your location suffers from moderate light pollution.</p>

 <p>4</p>	<p>Typical location: Large village</p> <p>There are about nineteen stars visible in this area of sky.</p> <p>If your sky resembles this chart then your location benefits from a dark sky with a small amount of light pollution.</p>
 <p>5</p>	<p>Typical location: Small village</p> <p>There are lots of stars visible in this area of sky, but not so many that they can't be counted.</p> <p>If your sky resembles this chart then your location benefits from a very dark sky, and practically no light pollution.</p>
 <p>6</p>	<p>Typical location: Dark rural sky</p> <p>There are too many stars to count in this area of the sky.</p> <p>It is unlikely that your location resembles this chart, as this sky is typical of those experienced prior to the industrial revolution. If your location does look like this, then you are extremely lucky!</p>

If the sky at your location resembles any of the above, please record the number, estimate the cloud cover, record your location (nearest postcode, grid reference or latitude/longitude), and submit your findings at our website:

<http://www.peakdistrict.gov.uk/darkskies>