




Proposed Species

-  Principally open habitat with scattered open canopied broadleaved woodland.
-  Native broadleaved woodland (varying density)
-  Mixed native broadleaved/ Scots pine woodland

Forest District - SHERWOOD & LINC
Alport Valley Design Plan 83

Scale 1:11000

Date April 2002

Based upon the Ordnance Survey map with the permission of the Controller of HMSO.
© Crown Copyright Reserved.

